



# TEMP PRODUCTS

# WHY NAPA® TEMP FAN CLUTCHES by **HAYDEN** AUTOMOTIVE

## O.E. FIT & FORM DEPENDABLE QUALITY



### Hayden® Thermal Fan Clutch

Hayden® fan clutches are manufactured as a quality O.E. direct replacement in both fit and functionality. All Hayden® manufactured fan clutches are built in the U.S.A.



### THE HAYDEN® DIFFERENCE

Heavy duty fan clutches require internal lands and grooves to create the drive to turn your vehicles' fan blade at the proper speed to achieve the required cooling for the engine.

Many competitors do not include this internal component of the manufacturing process, leaving the end user with an under performing clutch.

#### O.E Unit

As an O.E.S. manufacturer, Hayden® employs precision CNC machining to all heavy & severe duty fan clutches as required.



Competitor Unit - Previous Design





Competitor Unit - Current Design





Hayden® Heavy Duty - p/n 2736



Hayden® Severe Duty - p/n 2790



*Inconsistent groove widths leads to variance in product performance.*



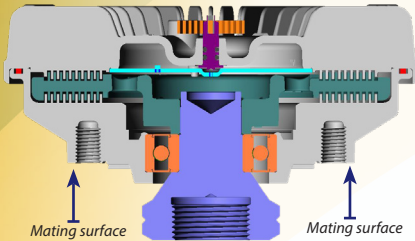
Some low cost fan clutch competitors use cast land & groove manufacturing or no lands & grooves at all. Cutting corners to reduce cost will be a short term savings.

Hayden® employs precision CNC machining with strict tolerances to produce an O.E. quality finish unit.

*Without physically cutting open the competitor unit to inspect groove design, it's virtually impossible to know you're getting a quality unit. Our research found inconsistencies in 2 out of 3 units purchased from our competitor.*

# O.E. FIT & FORM


## DEPENDABLE QUALITY



A machined mounting surface ensures the fan blade will sit flat, square, and remain balanced on the fan clutch. A cast surface has imperfections and will allow the blade to mount unevenly. These imperfections transfer to the fan and can create undesired imbalances and stress on the fan clutch and water pump bearings. Machining is a simple step that ensures both a smooth and consistent operation.


### THE HAYDEN® DIFFERENCE

Competitor Unit - Previous Design



Imperfections and uneven surfaces found on both designs of competitor unit.

Competitor Unit - Current Design



Hayden® Severe Duty - p/n 2790



Hayden® CNC machines the fan mounting surface to minimize lateral fan movement, reducing stress on the bearings to promote longer clutch life.

O.E. Unit

